

# Welcome to the Barnegat School District's Teacher Website!

## Let's Get Started

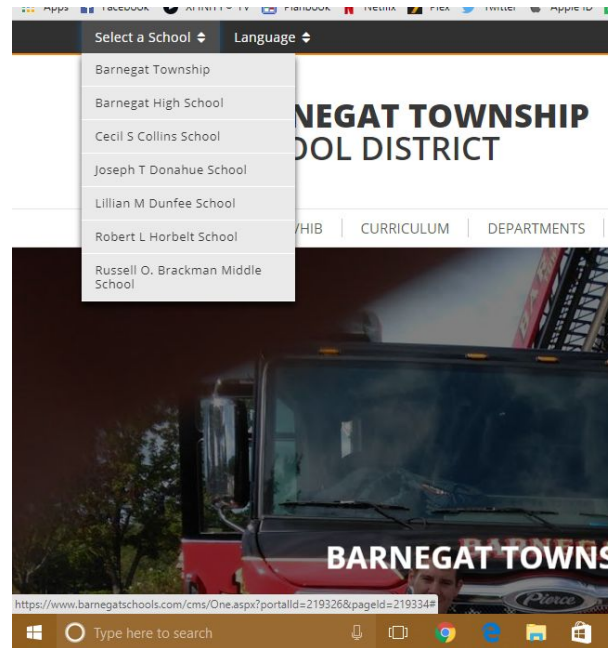
Step 1:

Open the School District's website at <https://www.barnegatschools.com/>

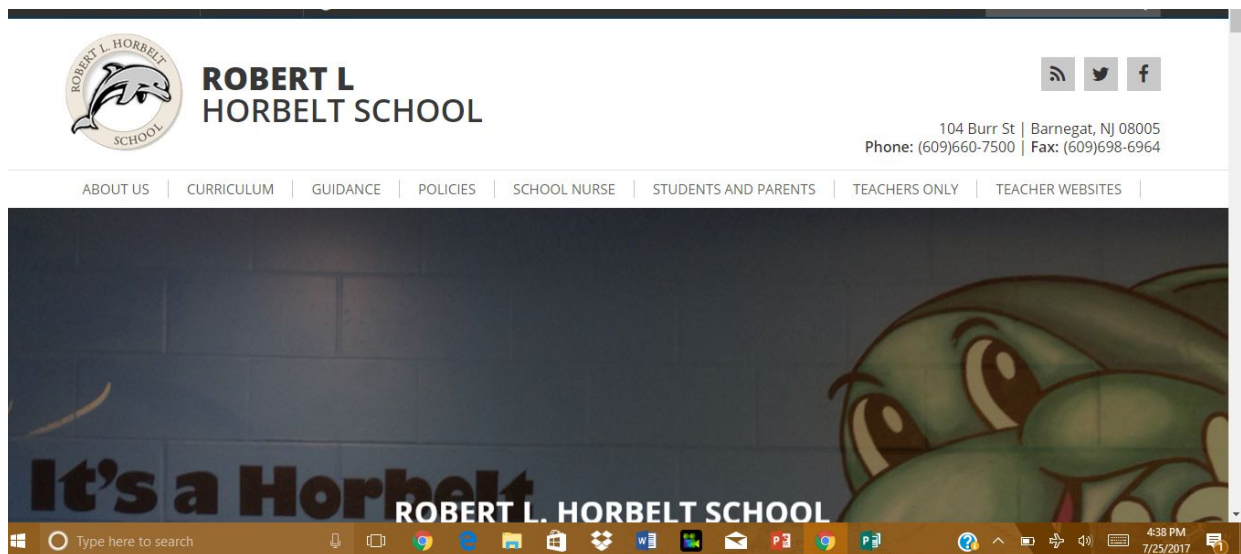
The screenshot shows the homepage of the Barnegat Township School District website. At the top, there is a navigation bar with "Select a School" and "Language" dropdown menus, a "Login" button, and a search field. Below this is the district's logo, which features a lighthouse and the text "BARNEGAT TOWNSHIP SCHOOL DISTRICT". To the right of the logo, there are social media icons for RSS, Twitter, and Facebook. Further right, the address "550 Barnegat Blvd N | Barnegat, NJ 08005" and contact information "Phone: (609)698-5800 | Fax: (609)660-5974" are displayed. A horizontal menu below the logo lists various sections: "BOARD OF ED", "BULLYING/HIB", "CURRICULUM", "DEPARTMENTS", "INFORMATION", "ONLINE FORMS", and "STUDENTS AND PARENTS". The main content area features a large image of a red school bus with the text "BARNEGAT TOWNSHIP SCHOOL DISTRICT" overlaid. At the bottom, a Windows taskbar is visible, showing the search bar and several application icons, with the system clock indicating 4:12 PM on 7/25/2017.

## Step 2

Click on the “Select a School” located in the top left corner of the district’s website. Select the homeschool you work at.

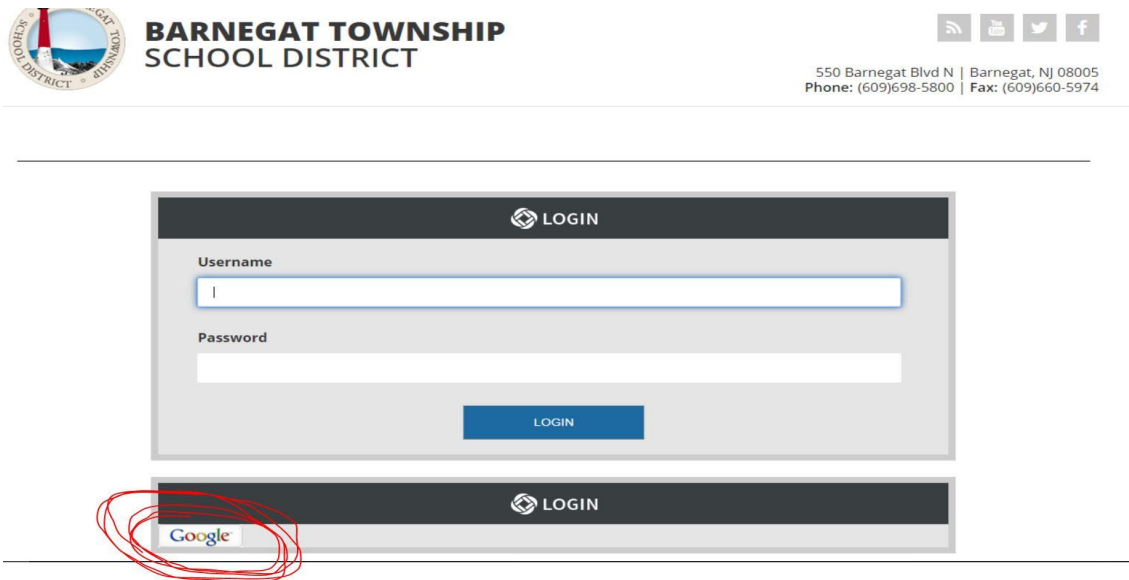


Horbelt has the dolphin logo.

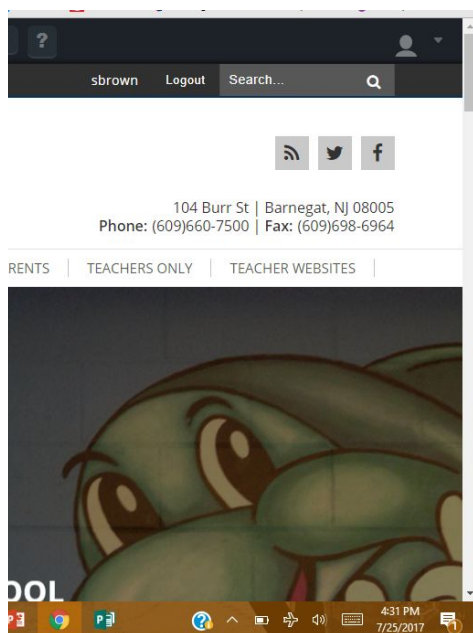


### Step 3

Click on the “Login” in the upper right hand corner. Do not fill out the username and password. Click on the Google Login at the bottom that is circled in red.

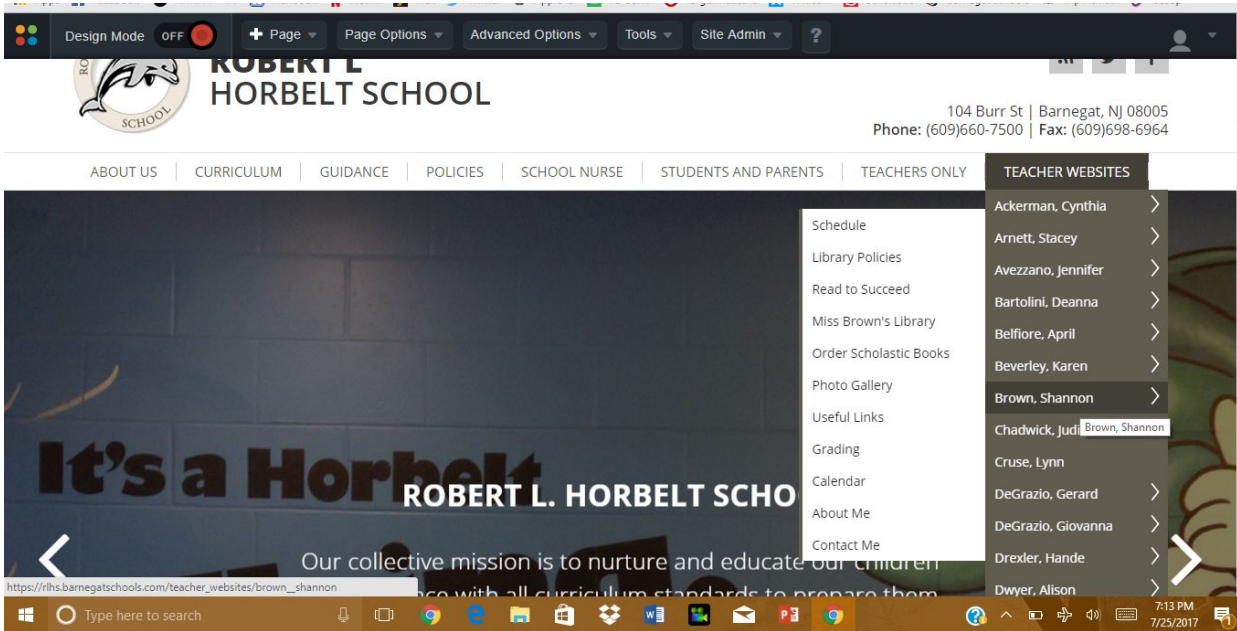


Your school account will be linked to the website. Once signed in, you should see your name appear in the upper right hand corner along with a toolbar.



## Step 4:

Find your teacher page under “Teacher Websites.” If you do not see your name listed, click on the Teacher Websites tab.



This is another view of locating teacher websites.

